

**Istituto per le Tecnologie
della Costruzione
Consiglio Nazionale delle Ricerche**

Via Lombardia 49 - 20098 San Giuliano Milanese - Italy
tel: +39-02-9806.1 - Telefax: +39-02-98280088
e-mail: info@itc.cnr.it



Membro EOTA

European Technical Approval

ETA 06/0046

(English language translation; the original version is in Italian)

Nome commerciale
Trade name

“Tecnika”

Beneficiario
Holder of approval

Babini S.p.A.
Via Direttissima del Conero, 55 - I - 60021 Camerano
(AN) - Italy

Tipologia del prodotto da costruzione
ed utilizzo
**Generic type and use of construction
product**

Kit di partizioni Interne per pareti non portanti

**Internal Partitions Kit for use as non-loadbearing
walls**

Validità da/a
Validity from/to

2006.04.04/2011.04.03

Indirizzo stabilimento di produzione
Manufacturing plant

Via Direttissima del Conero, 55 - I - 60021 Camerano
(AN) - Italy

Questo Benestare Tecnico Europeo
contiene:
**This European Technical Approval
contains:**

32 pagine, inclusi 8 allegati
32 pages, including 8 annexes



European Organisation for Technical Approvals
Organisation pour l'Agrément Technique Européen

I LEGAL BASIS AND GENERAL CONDITIONS

1. This European Technical Approval is issued by Istituto per le Tecnologie della Costruzione - Consiglio Nazionale delle Ricerche (called ITC-CNR in the following text) in accordance with:
 - Council Directive 89/106/EEC of 21 December 1988 on the approximation of laws, regulations and administrative provisions of Member States relating to Construction Products¹, modified by the Council Directive 93/68/EEC of 22 July 1993² and by Regulation EC n. 1882/2003 of the European Parliament and of the Council³;
 - DPR 246 of 21/04/93⁴ and DPR 499 of 10/12/97⁵, concerning the implementation of Council Directive 89/106/EEC;
 - Common Procedural Rules for Requesting, Preparing and Granting of European Technical Approvals set out in the Annex of Commission Decision 94/23/EC⁶;
 - Guideline for European Technical Approval of “**Internal Partition Kits for Use as non-loadbearing Walls**” (called IPK in the following text) ETA Guidance 003 Edition December 1998 (called ETAG 003 Edition 1998 in the following text).
2. ITC-CNR is authorised to check whether the provisions of this European Technical Approval are met. Checking may take place in the manufacturing plant. Nevertheless, the responsibility for the conformity of the products to this European Technical Approval and for their fitness for the intended use remains with the Holder of the European Technical Approval.
3. This European Technical Approval is not to be transferred to manufacturers or agents of manufacturers other than those indicated on cover page, or manufacturing plants other than those as laid down in the context of this European Technical Approval.
4. This European Technical Approval may be withdrawn by ITC-CNR, according to Article 5 (1) of Council Directive 89/106/EEC.
5. Reproduction of this European Technical Approval including transmission by electronic means shall be in full. However, partial reproduction can be made with the written consent of ITC-CNR. In this case partial reproduction has to be designated as such. Texts and drawings of advertising brochures shall not contradict or misuse the European Technical Approval.
6. The European Technical Approval is issued by the Approval Body in its official language. This version fully corresponds to the version used by EOTA for circulation. Translations into other languages have to be designated as such.

¹ Official Journal of the European Communities N° L 40, 11.02.1989, p.12

² Official Journal of the European Communities N° L 220, 30.08.1993, p.1

³ Official Journal of the European Union N° 1 L 220,30.10.2003, p.1

⁴ Gazzetta Ufficiale della Repubblica Italiana n. 170 of 22.07.1993

⁵ Gazzetta Ufficiale della Repubblica Italiana n. 21 of 27/01/1998

⁶ Official Journal of the European Communities N° L 17, 20.01.1994, p.34

II SPECIFIC CONDITIONS OF THE EUROPEAN TECHNICAL APPROVAL

1 DEFINITION OF PRODUCT, INTENDED USE AND ASSUMED WORKING LIFE

The IPK “Tecnika” is designed and installed in accordance with the ETA Holder’s design and installation instructions, deposited at ITC-CNR.

The IPK “Tecnika” is an internal partition kit for use as non-loadbearing wall. The main function of partitions fabricated with the kit is to divide building interiors. In addition, other characteristics have been determined for prefixed lay-outs of the kit: airborne sound insulation and reaction to fire. The IPK “Tecnika” is intended to be used as a lightweight relocatable partition system for offices and public buildings (Table 1 ETAG 003, Cat. B and C), with an average air temperature range from 5° C to 35° C and an average daily air relative humidity range from 25% RH to 75% RH.

The ETA Holder declares an assumed average working life of 25 years.

The IPK “Tecnika” realizes internal partition systems (total nominal thickness: mm 110) which consist of a zinc coated steel structure to which both opaque wood-based panels and glazed panels with an aluminium frame are fixed. It can be provided, in between opposed wood-based panels, with a layer of mineral wool as insulating material.

Expanded PE gaskets are placed on vertical posts and cross beams and a PVC gasket is placed on wall starting profile and profile for vertical infill units. Alternatively, thermo-expanding sodium silicate and hydrate compounds based gaskets can be possibly utilized whenever fire protection properties are required. Glazed units can be provided with Venetian blinds as an accessory.

The IPK “Tecnika” comprises elements and components which are factory-made by the ETA Holder or by his suppliers. The ETA Holder is ultimately responsible for the kit.

For the utilization of materials, elements and simple and complex components belonging to the kit, the “Tecnika” Abacus needs to be referred to in order to support the realization of the several versions of the internal partition system. The ETA Holder has defined a codification system for the identification of each prefabricated unit specific to one of the possible versions in which the units can be assembled. Both the Abacus and the codification system are enclosed in Annex 1, while in Annexes 2-8 the different versions of the IPK “Tecnika” and other technical details are reported.

Furthermore, as far as the numerous simple elements are concerned, they are accurately identified through a complete series of technical drawings deposited at ITC-CNR, each drawing being provided with a traceability code.

1.1 Components of the kit “Tecnika”

The components of the kit are specified by the ETA Holder as follows (all mentioned drawings have been deposited at ITC CNR):

1.1.1 Elements

STRUCTURAL ELEMENTS	Dimensions / reference code	Supplier	Material
Vertical structural member (Post)	1 mm thick AS 100 (h 3135) AS 103 (h 3775)	G.B.N. Varallo Pombia (NO)	Hot-dip zinc coated steel DX51D+Z200 M A C (EN 10142)
Semi-post	1 mm thick AS 101 (h 3135) AS 104 (h 3775)		
Horizontal structural member (Cross beam)	1.2 mm thick DS37 DS38 DS60 DS61	Omas Sirolo (AN)	Electrolytically zinc coated cold rolled steel DC01+ZE25/25 A PC (EN 10152)
Horizontal member for sliding doors frame	1.2 mm thick DS 63 DS 75 DS 76		
Ceiling and floor track	0.7 mm thick BN1	Profilumbra Valfabbrica (PG)	Hot-dip zinc coated steel DX51D+Z140 M A C (EN 10142)
Leveller equipped with two adjustable feet	Ø mm 38 (foot) PD116	Camar Figino Serenza (CO)	Cold rolled uncoated mild steel DC03LC+MARM (EN 10139)

Tab.1: Structural elements

FIXINGS	Dimensions / reference code	Supplier	Material
Hook for opaque and glazed units fixing	1.5 mm thick PS 87	Omas Sirolo (AN)	Hot-dip zinc coated steel DX51D+Z200 MB C (EN 10142)
Hook for sliding door stud fixing	1.5 mm thick PS 300		
Hook for vertical infill units fixing	1.5 mm thick PS 97		Electrolytically zinc coated cold rolled steel DC01+ZE25/25 A PC (EN 10152)
Hook for horizontal infill units fixing	1.5 mm thick PS 87		
Double hook for panel fixing (for horizontal layout of the panels)	1,5 mm thick PS301		
Spring for skirting-boards fixing	16,5x13x23 mm AP 125	Effegi Brevetti srl	Special Steel for Springs
Stud for AP 125 spring fixing (for skirting-boards fixing)	16x13 mm BS 42	Segrate (MI)	Galvanized steel 11SMnPb37 (EN 10277)
Screw-cut bar M5x35 for BS 42 studs connecting	PR40		Galvanized steel
Screw Ø mm 3.9x16 TCB TC for partition system perimetric fixing	VT131	Kappa Viti srl Rozzano (MI)	Galvanized steel
Screw M5x28 TSP for BS 42 stud fixing (in terminal position)	VT145	Della Santa srl Pesaro	Galvanized steel
Self-drilling screw Ø mm 4.8x13 ZC TCB for partition system perimetric fixing	VT148	Kappa Viti srl Rozzano (MI)	Galvanized steel
Self-tapping screw Ø mm 4.8x32 ZC TCB TC for partition system perimetric fixing	VT150		

Self-tapping screw Ø mm 4.8x38 "BRUN" for partition system perimetric fixing	VT153	Kappa Viti srl Rozzano (MI)	Galvanized steel
Self-drilling screw Ø mm 4.8x25 for partition system perimetric fixing	VT154		
Screw KVCROCE Ø mm 12x5.8 for glazed units profiles fixing	VT155		
Screw M6x12 TSP E.I. for glazed door hinges fixing	VT172	Della Santa srl Pesaro	Galvanized steel
"Fisher" stopper M6x80 mm for wall starting profile fixing	TP102		Nylon polymer (plug) and galvanized steel (pre- assembled screw)
"Fisher" stopper M6x35 mm for ceiling and floor track fixing	TP64		

Tab.2: Fixings

STARTING / ENDING PROFILES JUNCTION PROFILES	Dimensions / reference code	Supplier	Material
Wall starting profile	0.8 mm thick AL521	Omas Sirolo (AN)	Electrolytically zinc coated cold rolled steel DC01+ZE25/25 A PC (EN 10152)
Anodised/coated partition ending profile	1.2 mm thick AL149	Tre Elle srl Fermo (AP)	AW-5005 (EN 573) aluminium alloy
		Arsonsisi S.p.A. Milano	Epoxy-polyester varnish (91/155/CEE)
Anodised/coated adjustable corner junction	1.27 mm thick AL166Z	(Profiles Supplier) Equipe Stella di Monsampolo (AP)	AW-6060 (EN 573) aluminium alloy
	1.5 mm thick AL167Z		
Anodised/coated 90° Corner junction	2.3 mm thick AL169Z	(Varnish Supplier) Arsonsisi S.p.A. Milano	Epoxy-polyester varnish (91/155/CEE)
Anodised/coated 3 Way junction	1.5 mm thick		
Anodised/coated 4 Way junction	AL168Z		
Distance piece for joints: for power module width=cm 13.8	1.2 mm thick DS 42	Omas Sirolo (AN)	Electrolytically zinc coated cold rolled steel DC01+ZE25/25 A PC (EN 10152)
Distance piece for joints: for power module width=cm 50	1.2 mm thick DS 43		

Tab.3: Starting/Ending/Junction profiles

GLASS PLATES FOR GLAZED UNITS	Dimensions / reference code	Supplier	Material
Tempered glass	4 mm thick	Vetrotec s.r.l. S. Angelo in Zizzola (PU)	Thermally toughened Soda Lime Silicate safety Glass (EN 12150-1)
Tempered glass	5 mm thick		
Tempered glass	8 mm thick		

Tab.4: Glass plates for glazed units

WOOD-BASED PANELS FOR OPAQUE UNITS AND INFILL UNITS	Brand-name / Dimensions	Supplier (wood-based panels):	Material characteristics
Resin-bonded Particleboards Panels with PVC Plastic edges: <ul style="list-style-type: none"> – overlaid (melamine finished) – veneered (wood finished) – coated with polyurethane varnish (varnish supplier: Becker Acroma Italia S.p.A. - Cavezzo (MO)) 	Siadecor 18 mm thick	SIA Viadana (MN)	Formaldehyde class E1 (EN 13986) Content of Pentachlorophenol < 5 ppm (EN 13986)
	Sialegno 18 mm thick	SIA Viadana (MN)	Formaldehyde class E1 (EN 13986)
		Sadepan Legno Viadana (MN)	Content of Pentachlorophenol < 5 ppm (EN 13986) CE marked (melamine finished)
	Sadecor 18 mm thick	Sadepan Legno Viadana (MN)	Formaldehyde class E1 (EN 13986)
	Lignolux V20 18 mm thick	Annovati Frossasco (TO)	Content of Pentachlorophenol < 5 ppm (EN 13986)
	Pyrex E1 18 mm thick	Rafal Piangipane (RA)	
	V20 E1 18 mm thick		
	Starb 18 mm thick	Fundermax St. Veit/Glan	
	Starbb1 (B1) 18 mm thick	Karnten (Austria)	
	Nobilitato E1 18 mm thick	Fрати Luigi S.p.A.	
Firpan N 18 mm thick	Pomponesco (MN)		

Tab.5: Wood-based panels

GLASS FRAME PROFILES FOR GLAZED UNITS	Reference drawing code	Supplier	Material
Anodized/coated Aluminium profiles for single-glazed units: <ul style="list-style-type: none"> – for 4/5 mm thick glass (for vertical layout of the glass) 	AL161Z AL162Z	(Profiles Supplier) Equipe Stella di Monsampolo (AP)	AW-6060 (EN 573) aluminium alloy
Anodized/coated Aluminium profiles for single-glazed units: <ul style="list-style-type: none"> – for 8 mm thick glass (for horizontal layout of the glass) 	AL163Z AL164Z	(Varnish Supplier) Arsonsisi S.p.A. Milano	Epoxy-polyester varnish (91/155/CEE)
Anodized/coated Aluminium central profile for single-glazed units: <ul style="list-style-type: none"> – for 8 mm thick glass (for horizontal layout) 	AL165Z		
Anodized/coated Aluminium profiles for double-glazed units: <ul style="list-style-type: none"> – for 4/5 mm thick glass 	AL160Z		
Connecting bracket for single-glazed Units for horizontal layout	SQ3	E.G.M. Grottazzolina (AP)	Zama (zinc-aluminium-magnesium alloy)

Tab.6: Glass frame profiles for glazed units

GASKETS	Brand-name / reference code	Supplier	Material
Vertical/horizontal structural members gasket	Veolene K630 GU 45	GAB Senigallia (AN)	Expanded PE coated with biadhesive
Thermo-expanding gasket for vertical / horizontal structural members	Advinseal P T GU2	Advin S. Giuliano Mi. (MI)	Thermo-expanding sodium silicate and hydrate compounds coated with PVC adhesive
Glazing gasket for single-glazed units (8 mm thick glass)	GU 44	C.S. Commerciale Ancona	Co-extruded PVC
	GU 47		
Glazing gasket for double-glazed units (4/5 mm thick glass)	GU 51	German Plast Camerano (AN)	Co-extruded PVC
Glazing gasket for single-glazed units (4/5 mm thick glass)	GU 52		
Gasket for door stud	GU 53	C.S. Commerciale Ancona	Co-extruded PVC
Gasket for vertical/horizontal infill units	GU 49	Garbarini Olgiate Olona (VA)	Co-extruded PVC

Tab.7: Gaskets

BIADHESIVES AND SEALERS	Brand-name / reference code	Supplier	Material
Biadhesive tape for partition system fixing to floor	Tesa 4965 NS6	Zara Imballaggi Fabriano (AN)	PET coated with acrylic adhesive
Biadhesive tape for 8 mm thick glass glueing to AL 163Z profile	BAD 19X66 - 4300 NS 9		Expanded PE coated with synthetic rubber adhesive
Silicone sealant for 8 mm thick glass glueing to AL165Z central profile	Elastosil 410 CV9	Effelle Osimo (AN)	One-part neutral-curing silicone sealant

Tab.8: Biadhesives and Sealers

INSULATION PRODUCTS	Brand-name / Dimensions	Supplier	Material characteristics
Factory made mineral wool (MW) panels	Rockwool 220 600 x 1200 x 60 mm	Nuove Superfici Rimini	MW-EN 13162 – CE marked Reaction to fire: Euroclass A1 Density: 20 kg/m ³ 50 kg/m ³

Tab.9: Insulation Products

DOORS AND GLASS FRAME PROFILES FOR DOORS	Dimensions / Reference Drawing Code	Supplier	Material characteristics
Opaque door – Melamine finish – Coated with polyurethane varnish	Width: cm 100; cm 200 Height: cm 210,1 cm 254,9; cm 290,1	(Door Supplier) Babini Camerano (AN)	Resin-bonded Particleboards Panels

Opaque sliding Door – Melamine finish – Coated with polyurethane varnish	Width: cm 200 Height: cm 210,1 cm 254,9; cm 290,1	(Varnish Supplier) Arsonsisi S.p.A. Milano	
Full height glass door – Single glazed, 8 mm thick glass	Width: cm 100; cm 200 Height: cm 210,1 cm 254,9; cm 290,1	Vetrotec S. Angelo in Lizzolla (PU)	Thermally toughened Soda Lime Silicate safety Glass (EN 12150-1)
Full height glass sliding door	Width: cm 200 Height: cm 210,1 cm 254,9; cm 290,1	Vetromarche Osimo (AN)	
Anodized/coated opaque door frame profiles	1.5 mm thick AL179Z	(Profiles Supplier) Equipe Stella di Monsampolo (AP)	AW-6060 (EN 573) aluminium alloy Epoxy-polyester varnish (91/155/CEE)
Anodized/coated door stud	1.5 mm thick AL171Z		
Anodized/coated door stud facing	1.5 mm thick AL172Z		
Anodized/coated sliding door stud	1.5 mm thick AL170Z	(Varnish Supplier) Arsonsisi S.p.A. Milano	

Tab.10: Doors and glass frame profiles for doors

1.1.2 Prefabricated Units / Components

TOTALLY OPAQUE UNITS FOR VERTICAL/ HORIZONTAL LAYOUT	Dimensions
See Annex 1 for Unit Types: – With skirting – Without skirting – Full Height	Width: 100 – 120 – 160 – 200 cm Height for versions “With skirting” / “Without skirting”: cm 210.1 (from 220 up to 299.9); cm 254.9 (from 266 up to 299.9); cm 290.1 (from 300 up to 377) Height for “Full Height” version: cm 291.3 (from 265 up to 291.3); cm 313.5 (from 291.4 up to 313.5)

Tab.11: Totally opaque units for vertical/horizontal layout

VERTICAL INFILL UNITS	Code / Dimensions: Width			
Height: cm 312.5	9051 14-35 cm	9503 35-50 cm	9505 50-70 cm	9507 70-100 cm

Tab.12: Vertical infill units

HORIZONTAL INFILL UNITS	Code / Dimensions : Height						
Width: cm 100	9590 cm 10.5	9511 cm 19.2	9521 cm 30.2	9531 cm 42.0	9541 cm 51.6	9551 cm 60.8	9561 cm 83.2
Width: cm 120	9591 cm 10.5	9513 cm 19.2	9523 cm 30.2	9533 cm 42.0	9543 cm 51.6	9553 cm 60.8	9563 cm 83.2
Width: cm160	9592 cm 10.5	9515 cm 19.2	9525 cm 30.2	9535 cm 42.0	9545 cm 51.6	9555 cm 60.8	9565 cm 83.2
Width: cm 200	9593 cm 10.5	9517 cm 19.2	9527 cm 30.2	9537 cm 42.0	9547 cm 51.6	9557 cm 60.8	9567 cm 83.2

Tab.13: Horizontal infill units

POWER MODULE	Dimensions: Width	Dimensions: Thickness
Code 9611	Cm 13.8	cm 11
Code 9613	Cm 50	cm 11

Tab.14: Power module

PARTIALLY GLAZED UNITS FOR VERTICAL/ HORIZONTAL LAYOUT	Dimensions
<p>See Annex 1 for Unit Types:</p> <ul style="list-style-type: none"> – Glass 4 mm thick for single and double glazed units for vertical and horizontal layout (all versions with AL161Z, AL162Z and AL160Z encoded glass frame profiles) – Glass 8 mm thick for single glazed units for horizontal layout with AL163Z, AL164Z and AL165Z encoded glass frame profiles (width 120 – 160 – 200 cm) 	<p>Width: 100 – 120 – 160 – 200 cm Height for versions “With skirting” / “Without skirting”: cm 210.1 (from 220 up to 299.9); cm 254.9 (from 266 up to 299.9); cm 290.1 (from 300 up to 377) Height for “Full Height” version: cm 291.3 (from 265 up to 291.3); cm 313.5 (from 291.4 up to 313.5)</p>

Tab.15: Partially glazed units

TOTALLY GLAZED UNITS FOR VERTICAL / HORIZONTAL LAYOUT	Dimensions
<p>See Annex 1 for Unit Types:</p> <ul style="list-style-type: none"> – Glass 4 mm thick for single and double glazed units for vertical and horizontal layout (versions “With skirting” / “Without skirting” with AL161Z, AL162Z and AL160Z encoded glass frame profiles, vertical units cm 210.1 high) – Glass 5 mm thick for single and double glazed units for vertical layout (versions “With skirting” / “Without skirting” and “Full Height” with AL161Z, AL162Z and AL160Z encoded glass frame profiles, vertical units cm 254.9 and cm 290.1 high) – Glass 8 mm thick for single glazed units for horizontal layout with AL163Z, AL164Z and AL165Z encoded glass frame profiles (width 120 – 160 – 200 cm) 	<p>Width: 100 – 120 – 160 – 200 cm Height for versions “With skirting” / “Without skirting”: cm 210.1 (from 220 up to 299.9); cm 254.9 (from 266 up to 299.9); cm 290.1 (from 300 up to 377) Height for “Full Height” version: cm 291.3 (from 265 up to 291.3); cm 313.5 (from 291.4 up to 313.5)</p>

Tab.16: Totally glazed units

STARTING MODULE	Dimensions : Height
Electrolytically zinc coated cold rolled steel DC01+ZE25/25 A PC (EN 10152)	
Code 9061	cm 312.5

Tab.17: Starting module

DOOR-SET UNITS	Unit code	Dimensions
Melamine finish opaque Door	9402 9430 9462* 9470*	Width: cm 100; cm 200 Height: cm 210.1 (without fanlight); cm 254.9; cm 290.1
Opaque Door coated with polyurethane varnish	9404 9432 9464* 9471*	
Framed glass door	9406 9413 9433 9465* 9473* 9421 9434 9467* 9474* 9423	
		*for existing walls thick from cm 12 up to cm 16

Melamine finish opaque Door	8930	8935	Width: cm 100 Height: cm (from 265 up to 291.3)
Opaque Door Coated with polyurethane varnish			
Framed glass door	8931	8936	

Tab.18: Door-set units

SLIDING DOOR-SET UNITS	Unit code			Dimensions
Sliding door frame with melamine finish opaque door	9440	9442	9444	Width: cm 200 Height: cm 210.1 (without fanlight); cm 254.9; cm 290.1
Sliding door frame with polyurethane varnish coated opaque door				
Sliding door frame with glass door and opaque lateral module	9446	9448	9450	
Sliding door frame with glass door and glazed lateral module	9451	9452		

Tab.19: Sliding door-set units

2. CHARACTERISTICS OF PRODUCT AND METHODS OF VERIFICATION

2.1 General

The identification tests and the assessment of fitness for use of the IPK “Tecnika” were carried out in compliance with ETAG 003 Edition December 1998 and ITC-CNR has carried out all the identification tests in full conformity with what ETAG 003 Edition December 1998 envisaged.

The ETA is issued for the IPK “Tecnika” on the basis of admitted information/data, deposited at ITC-CNR, which identify the kit that was assessed and judged. Changes to the production process of the components or to the components of the kit which could result in deposited information/data being incorrect, shall be notified to ITC-CNR before they are introduced and ITC-CNR will assess whether or not such changes affect the ETA and, if so, whether further assessment and/or alteration to the ETA shall be necessary⁷.

The characteristics of the components and of the system not mentioned in this ETA nor in the Annexes shall correspond to the respective values laid down in the Technical Documentation of this ETA, checked by ITC-CNR.

2.2 Characteristics of the system “Tecnika” and methods of verification

2.2.1 ER 2: REACTION TO FIRE

The Reaction to fire of the Internal Partition system “Tecnika” in the layout composed by opaque units with “Siadecor” wood-based panels, melamine finished with PVC edges, and expanded PE gaskets on vertical/horizontal structural members, tested in accordance with § 6.2.1 of ETAG 003 Edition 1998, with reference to EN ISO 11925-2, EN 13238, EN 13823, according to EN 13501-1:2002 can be classified as follows:

	Fire Behaviour		Smoke Production			Dripping	
Euroclass	C	-	s	2	,	d	0

Tab. 20: Reaction to fire: classification of the IPK “Tecnika”, version with “Siadecor” wood-based panels, melamine finished with PVC edges and expanded PE gaskets

⁷ The ETA Holder may change, under his own responsibility, some of the suppliers of a component, but only provided that the characteristics and the performances of the new components and the final performances of the system do not change at all. These changes must be fully recorded within the Factory Production Control documents in order to grant full traceability.

The Reaction to fire of the Internal Partition system “Tecnika” in the layout composed by opaque units with “Sialeagno” wood-based panels, melamine finished with PVC edges, and thermo-expanding (sodium silicate and hydrate compounds) “Advinseal PT” gaskets on vertical/horizontal structural members, tested in accordance with § 6.2.1 of ETAG 003 Edition 1998, with reference to EN ISO 11925-2, EN 13238, EN 13823, according to EN 13501-1:2002 can be classified as follows:

	Fire Behaviour		Smoke Production			Dripping	
Euroclass	B	-	s	2	,	d	0

Tab. 21: Reaction to fire: classification of the IPK “Tecnika”, version with “Sialeagno” wood-based panels, melamine finished with PVC edges, and thermo-expanding “Advinseal PT” gaskets

2.2.2 ER 2: FIRE RESISTANCE

No performance determined.

2.2.3 ER 3: RELEASE OF FORMALDEHYDE, ASBESTOS (CONTENT), PENTACHLOROPHENOL AND OTHER DANGEROUS SUBSTANCES

The Internal Partition system “Tecnika” complies with the provisions of Guidance Paper H (“A harmonized Approach relating to Dangerous Substances under the Construction Products Directive”, edition 2002) about dangerous substances.

A written declaration of conformity in this respect was made by the manufacturer. In addition to the specific clauses relating to dangerous substances contained in this European Technical Approval, there may be other requirements applicable to the products falling within its scope (e.g. transposed European legislation and national laws, regulations and administrative provisions). In order to meet the provisions of the EU Construction Products Directive, these requirements need also to be complied with, when and where they apply.

2.2.4 ER 3: WATER VAPOUR PERMEABILITY

No performance determined.

2.2.5 ER 3: WATER PERMEABILITY

Not relevant.

2.2.6 ER 4: RESISTANCE TO DYNAMIC LOADS

The resistance to dynamic loads of the IPK “Tecnika” as for structural damage was tested in accordance with § 6.4.1 of ETAG 003 Edition 1998, with reference to the following standards: ISO 7892, ISO/DIS 7893. The classification was carried out through reference to ETAG 003 Edition 1998 Use Categories.

Resistance to Dynamic Loads	Resistance to structural damage from soft body impact load – 50 kg bag	Resistance to structural damage from hard body impact load – 1 kg steel ball
Opaque and glazed units to be assembled according to a vertical layout up to a partition height = mm 3500	III 300 Nm	IV b 10 Nm
Opaque and glazed* units to be assembled according to a horizontal layout up to a partition height = mm 3500 <small>* when 8 mm thick glass is used, it is glued with silicone to profile</small>	III 300 Nm	IV b 10 Nm

Tab. 22: Resistance to dynamic loads (structural damage): classification of the IPK “Tecnika”

2.2.7 ER 4: RESISTANCE TO ECCENTRIC VERTICAL LOADS

No performance determined.

2.2.8 ER 4: SAFETY AGAINST PERSONAL INJURY BY CONTACT

The geometry of the IPK “Tecnika” does not contain any sharp and cutting edges and there is no risk of abrasion or cutting people or people’s clothing rising from the nature of the surfaces.

2.2.9 ER 5: AIRBORNE SOUND INSULATION

The airborne sound insulation of the Internal Partition system “Tecnika” was tested for various layouts in accordance with § 6.5.1 of ETAG 003 Edition 1998, with reference to the following standards: UNI 8270-3:1984, UNI 8270-7:1987, EN ISO 140-3: 1997, EN ISO 717-1:1997.

Measurement of sound insulation	R _w	C	C _{tr}
Opaque units for vertical layout (code 9001, 100 cm wide) without any insulation material	40 dB	-2 dB	-4 dB
Opaque units for vertical and horizontal layout (codes 9916 and 9908, 120 cm wide) provided with a layer of mineral wool (20 kg/m ³) in between opposed wood-based panels	41 dB	-2 dB	-6 dB
Totally glazed units for vertical layout (code 9913, 120 cm wide): one glass 5 mm thick	30 dB	-1 dB	-2 dB
Totally glazed units for horizontal layout (code 9923, 120 cm wide): one glass 8 mm thick	30 dB	-1 dB	-1 dB
Totally glazed units for vertical and horizontal layout (codes 9924 and 9914, 120 cm wide): two glasses 4 mm thick	36 dB	-2 dB	-3 dB

Tab. 23: Airborne sound insulation: R_w, C and C_{tr} of different versions of the IPK “Tecnika”

2.2.10 ER 5: SOUND ABSORPTION

No performance determined.

2.2.11 ER 6: THERMAL RESISTANCE

No performance determined.

2.2.12 ER 6: THERMAL INERTIA

No performance determined.

2.2.13 ASPECTS OF DURABILITY AND SERVICEABILITY: RESISTANCE TO DYNAMIC LOADS

The resistance to dynamic loads of the IPK “Tecnika” as for functional failure was tested in accordance with § 6.7.1 of ETAG 003 Edition 1998, with reference to the following standards: ISO 7892, ISO/DIS 7893. The classification was carried out through reference to ETAG 003 Edition 1998 Use Categories.

Resistance to Dynamic Loads	Resistance to functional failure from soft body impact load – 50 kg bag	Resistance to functional failure from hard body impact load – 0,5 kg steel ball
Opaque and glazed units to be assembled according to a vertical layout up to a partition height = mm 3500	IV 120 Nm	IV 6 Nm
Opaque and glazed* units to be assembled according to a horizontal layout up to a partition height = mm 3500 <small>* when 8 mm thick glass is used, it is glued with silicone to profile</small>	IV 120 Nm	IV 6 Nm

Tab. 24: Resistance to dynamic loads (functional failure): classification of the IPK “Tecnika”

2.2.14 ASPECTS OF DURABILITY AND SERVICEABILITY: RESISTANCE TO ECCENTRIC VERTICAL LOADS

No performance determined.

2.2.15 ASPECTS OF DURABILITY AND SERVICEABILITY: RESISTANCE TO POINT LOADS

No performance determined.

2.2.16 ASPECTS OF DURABILITY AND SERVICEABILITY: RIGIDITY OF PARTITIONS FOR CERAMIC TILING

Not relevant.

2.2.17 ASPECTS OF DURABILITY AND SERVICEABILITY: RESISTANCE TO DETERIORATION CAUSED BY PHYSICAL AGENTS

Acceptable without specific tests.

2.2.18 ASPECTS OF DURABILITY AND SERVICEABILITY: RESISTANCE TO DETERIORATION CAUSED BY CHEMICAL AGENTS

Acceptable without specific tests.

2.2.19 ASPECTS OF DURABILITY AND SERVICEABILITY: RESISTANCE TO DETERIORATION CAUSED BY BIOLOGICAL AGENTS

Acceptable without specific tests.

3. EVALUATION OF CONFORMITY AND CE MARKING

3.1 Attestation of conformity system

The attestation of conformity system applied to this product, specified by the European Commission in Mandate Construct 97/243 REV.1, Annex 3 (and specified in EC decision 98/213/EC, revised by EC decision 2001/596/EC), considering the two different Euroclasses C and B for the reaction to fire of the system “Tecnika” previously described in § 2.2.1, is system 1 since the reaction to fire performance is susceptible to change during the production process.

System 1 is described in Council Directive 89/106/EEC, Annex III, 2 (i) and is detailed as follows:

a) Tasks of the manufacturer:

1. factory production control;
2. further testing of samples taken at the factory by the manufacturer in accordance with a control plan.

b) Tasks of the Notified Body:

1. initial type testing of the product;
2. initial inspection of the factory and factory production control;
3. continuous surveillance, assessment and approval of the factory production control.

3.2 Responsibilities

3.2.1 Tasks of the manufacturer

3.2.1.1 Factory production control

The ETA Holder has a Factory Production Control system in his plant (manufacturing the opaque and glazed units and opaque door-set units) and exercises permanent internal control of production, including testing samples in accordance with his control plan.

For the components of "Tecnika" which the ETA Holder does not manufacture by himself, he makes sure that a proper Factory Production Control carried out by the other manufacturers gives the guaranty of the components compliance with this European Technical Approval. In this aim:

- he relies on national certification bodies,
- and
- has specified through contracts with his suppliers the awaiting characteristics and related tolerances, the needed controls and the frequencies,
- and
- he carries out by himself controls on these components.

The control plan and the provisions taken by the ETA Holder for components not produced by himself have been agreed with the Approval Body and deposited with ITC-CNR.

The manufacturer only uses raw materials supplied with the relevant inspection documents as laid down in the control plan. The incoming raw materials are subjected to verifications by the manufacturer before acceptance.

All the elements, requirements and provisions adopted by the manufacturer are documented in a systematic manner in the form of written processes and procedures. This production control system ensures that "Tecnika" and its components are in conformity with this European Technical Approval.

The results of Factory Production Control are recorded and evaluated. The records include, among the others, the following information:

- designation of the product, raw materials and components;
- type of control or testing;
- date of the product's manufacture and date of testing of the product or raw materials and components;
- results of controls and testing and, if appropriate, comparison with requirements;
- signature of the person acting the testing/verifications.

The records, on request, shall be presented to ITC-CNR.

Details of the extent, nature and frequency of testing and controls to be performed within the Factory Production Control shall correspond to the control plan which is part of the technical documentation of this European Technical Approval.

3.2.2. Tasks of the Notified Body

3.2.2.1 Initial Type testing

For Initial Type Testing, the results of the tests performed as part of the assessment for this European Technical Approval shall be used unless there are changes in the production line or plant. In such cases, the necessary new initial type testing has to be agreed between ITC-CNR and the Notified Body involved. These tests could be taken over by the Manufacturer for Declaration of Conformity.

3.2.2.2 Initial inspection of the factory and the factory production control

The notified body shall ascertain that, in accordance with the control plan, the factory, in particular the staff and equipment, and the factory production control are suitable to ensure that a continuous and orderly manufacturing of the IPK complies with the specifications mentioned in clause 2 as well as in the Annexes to this European Technical Approval.

3.2.2.3 Continuous surveillance

The notified body shall visit the factory at least once a year for surveillance. It has to be verified that the factory production control system and the specified automated manufacturing process are maintained taking account of the control plan.

Continuous surveillance and assessment of factory production control have to be performed according to the control plan.

The results of product certification and continuous surveillance shall be made available on demand by the certification body or inspection body, respectively, to ITC-CNR.

In those cases where the provisions of this European Technical Approval and the control plan are no longer fulfilled the conformity certificate shall be withdrawn.

3.3. **CE Marking**

The CE Marking shall be affixed on the packaging or on accompanying commercial documents (DDT) accompanying the components of the kit when they are intended to be used in the kit. The symbol «CE» shall be accompanied by the following information:

- name or identifying mark of the ETA Holder and name of his manufacturing plant,
- legal address of the ETA Holder,
- the last two digits of the year in which the CE-marking was affixed,
- number of this European Technical Approval,
- "Tecnika",
- ETAG 003 – Edition December 1998.

4. **ASSUMPTIONS UNDER WHICH THE FITNESS OF THE PRODUCT FOR THE INTENDED USE WAS FAVOURABLY ASSESSED**

4.1 **Manufacturing**

The "Tecnika" components shall correspond, as far as their composition and manufacturing process is concerned, to the products subject to the approval tests. Manufacturing process scheme is deposited with ITC-CNR.

4.2 **Installation**

4.2.1. General

It is the responsibility of the ETA Holder to guarantee that the information about design and installation of the system "Tecnika" are effectively communicated to the concerned people. The information can be given using reproductions of the respective parts of this European Technical Approval. Besides, all the data concerning the execution shall be indicated clearly on the packaging and/or on the enclosed instruction sheets using one or several illustrations.

In any case, it is suitable to comply with national regulations and particularly concerning fire.

Only the components described in clause 1.1 with characteristics in accordance with clause 2 of this ETA can be used for the system "Tecnika". The requirements given in ETAG 003 Edition 1998, chapter 7, have to be considered.

4.2.2. Design

The IPK design shall comply with characteristics of the system "Tecnika" as well as the national regulations. The system has to be installed into indoor spaces with normal indoor temperature and moisture conditions (see clause 1).

4.2.3. Installation

The recognition and preparation of floor, ceiling and walls in a work, as well as the installation of the system "Tecnika" with respect to the peculiarities in joints between partition and main structure and admitted tolerances of the system itself, which are fully described in the current version of the ETA Holder's Installation Manual, shall be carried out in compliance with:

- chapter 7 of the ETAG 003 Edition 1998,
- national regulations in force, if any.

5 RECOMMENDATIONS

5.1 Packaging, transport and storage

Packaging, transport and storage of the components and the ancillary materials has to be such that the products are protected from moisture during transport and storage, unless other measures are foreseen by the manufacturer for this purpose and, in case, by ETA Holder specifications.

The components have to be protected against damage and well identified as part of the system "Tecnika".

5.2 Maintenance and repair of the product

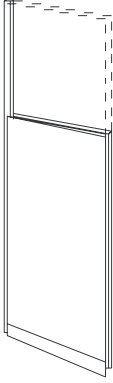
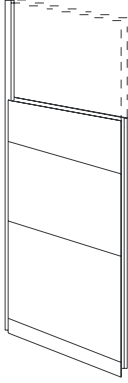
The ETA Holder recommends cleaning the wall surface according to the following specifications:

- melamine finished wood-based panels: the surface can be cleaned by the means of a wrung wet cloth. The use of water and neutral liquid detergents is allowed;
- veneered (wood finished) and coated (with polyurethane varnish) wood-based panels: the surface can be cleaned by the means of suitable non-abrasive, not alkaline liquid detergents, which shall be used avoiding to apply them directly on the surface.
- Glasses shall be cleaned by the means of suitable liquid detergents without disassembling them from the frame profiles.

**The original version is signed by
Dott. Ing. Valter Esposti
(ITC Director)**

Annex 1 of European Technical Approval 06/0046: Abacus of IPK “Tecnika”

“Tecnika” in the version “With skirting” / “Without skirting”. Height: cm 210.1 (from 220 up to 299.9); cm 254.9 (from 266 up to 299.9); cm 290.1 (from 300 up to 377)

<p>2101__</p> <p>1717__</p> <p>949__</p> <p>117__</p>						
---	---	---	--	--	--	--


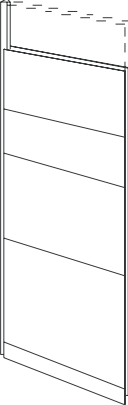
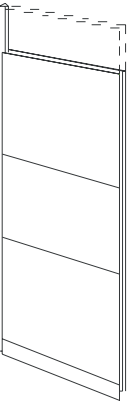
Width: cm 100-120 cm 120-160-200

“Tecnika” in the version “With skirting”:

	9001	9031				
	9015	9041				
		9051				

“Tecnika” in the version “Without skirting”:

	9201	9241				
	9221	9251				
		9261				

<p>2549__</p> <p>2101__</p> <p>1717__</p> <p>949__</p> <p>117__</p>						
---	---	---	---	--	--	--

Width: cm 100-120 cm 120-160-200 cm 120-160-200

“Tecnika” in the version “With skirting”:

	9101	9141	9143			
	9121	9151	9153			
		9161	9163			

“Tecnika” in the version “Without skirting”:

	9301	9341	9343			
	9321	9351	9353			
		9361	9363			

<p>ABACUS OF IPK “TECNICA”</p>	<p>Annex 1/1 of European Technical Approval 06/0046: Abacus of IPK “Tecnika”</p>
<p>Drawing 1: Totally opaque units: types</p>	

Annex 1 of European Technical Approval 06/0046: Abacus of IPK “Tecnika”

“Tecnika” in the version “With skirting” / “Without skirting”. Height: cm 210.1 (from 220 up to 299.9); cm 254.9 (from 266 up to 299.9); cm 290.1 (from 300 up to 377)

2901__ 2549__ 1717__ 949__ 117__						
--	--	--	--	--	--	--

Width: cm 100-120 cm 120-160-200 cm 120-160-200

“Tecnika” in the version “With skirting”:

	9900	9915	9916			
	9908	9925	9926			
		9935	9936			

“Tecnika” in the version “Without skirting”:

	9950	9965	9966			
	9958	9975	9976			
		9985	9986			

“Tecnika” in the “Full Height” version. Height: cm 291.3 (from 265 up to 291.3); cm 313.5 (from 291.4 up to 313.5); cm 313.5 (from 291.4 up to 313.5)

2913__ 2101__ 1717__ 949__						
---	--	--	--	--	--	--

Width: cm 100-120 cm 120-160-200 cm 120-160-200

	8800	8819	8820			
	8810	8830	8831			
		8840	8841			

ABACUS OF IPK “TECNIKA”	Annex 1/2 of European Technical Approval 06/0046: Abacus of IPK “Tecnika”
Drawing 2: Totally opaque units: types	

Annex 1 of European Technical Approval 06/0046: Abacus of IPK “Tecnika”

“Tecnika” in the “Full Height” version. Height: cm 291.3 (from 265 up to 291.3); cm 313.5 (from 291.4 up to 313.5); cm 313.5 (from 291.4 up to 313.5)						
3135__ 2325__ 1717__ 949__						
Width:	cm 100-120	cm 120-160-200				
	8850	8868				
	8859	8878				
		8888				

“Tecnika” in the version “With skirting” / “Without skirting”. Height: cm 210.1 (from 220 up to 299.9); cm 254.9 (from 266 up to 299.9); cm 290.1 (from 300 up to 377)						
2101__ 1717__ 949__ 117__						
	Single glazed	Single glazed	Double Glazed	Single glazed	Double Glazed	
Width:	cm 100-120	cm 100-120	cm 100-120	cm 120-160-200	cm 120-160-200	

“Tecnika” in the version “With skirting”:						
	9003	9004	9005	9033	9034	
	9017		9019	9043	9044	
				9053	9054	

“Tecnika” in the version “Without skirting”:						
	9203	9204	9205	9243	9244	
	9223		9225	9253	9254	
				9263	9264	

ABACUS OF IPK “TECNIKA”	Annex 1/3 of European Technical Approval 06/0046: Abacus of IPK “Tecnika”
Drawing 3: Totally opaque and partially glazed units: types	

Annex 1 of European Technical Approval 06/0046: Abacus of IPK “Tecnika”

2549_						
2101_						
1717_						
949_						
117_						
	Single glazed	Double Glazed	Single glazed	Single glazed	Double Glazed	
Width:	cm 100-120	cm 100-120	cm 100-120	cm 100-120	cm 100-120	

“Tecnika” in the version “With skirting”:						
	9103	9105	9107	9108	9109	
	9123	9125	9127		9129	

“Tecnika” in the version “Without skirting”:						
	9303	9305	9307	9308	9309	
	9323	9325	9327		9329	

2549_						
2101_						
1717_						
949_						
117_						
	Single glazed	Double Glazed	Single glazed	Double Glazed	Single glazed	Double Glazed
Width:	cm 120-160-200	cm 120-160-200	cm 120-160-200	cm 120-160-200	cm 120-160-200	cm 120-160-200

“Tecnika” in the version “With skirting”:						
	9145	9142	9144	9146	9147	9148
	9155	9152	9154	9156	9157	9158
	9165	9162	9164	9166	9167	9168

“Tecnika” in the version “Without skirting”:						
	9345	9342	9344	9346	9347	9348
	9355	9352	9354	9356	9357	9358
	9365	9362	9364	9366	9367	9368

ABACUS OF IPK “TECNICA”	Annex 1/4 of European Technical Approval 06/0046: Abacus of IPK “Tecnika”
Drawing 4: Partially glazed units: types	

Annex 1 of European Technical Approval 06/0046: Abacus of IPK “Tecnika”

2901_						
2549_						
1717_						
949_						
117_						
	Single glazed	Double Glazed	Single glazed	Single glazed	Double Glazed	
Width:	cm 100-120	cm 100-120	cm 100-120	cm 100-120	cm 100-120	

“Tecnika” in the version “With skirting”:

9901	9902	9903	9904	9905	
9909	9910	9911		9912	

“Tecnika” in the version “Without skirting”:

9951	9952	9953	9954	9955	
9959	9960	9961		9962	

2901_						
2549_						
1717_						
949_						
117_						
	Single glazed	Double Glazed	Single glazed	Double Glazed	Single glazed	Double Glazed
Width:	cm 120-160-200	cm 120-160-200	cm 120-160-200	cm 120-160-200	cm 120-160-200	cm 120-160-200

“Tecnika” in the version “With skirting”:

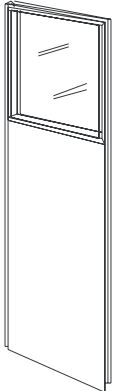
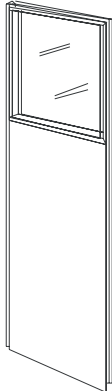
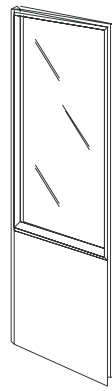
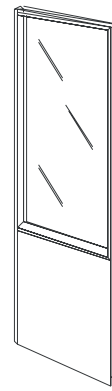


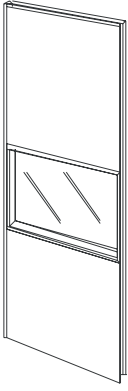
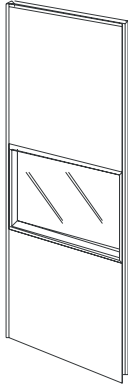
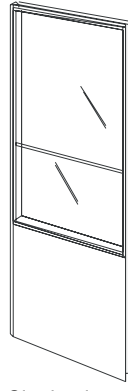
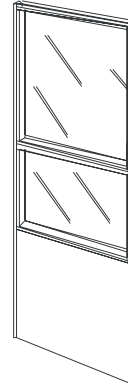
9917	9918	9919	9920	9921	9922
9927	9928	9929	9930	9931	9932
9937	9938	9939	9940	9941	9942

“Tecnika” in the version “Without skirting”:

9967	9968	9969	9970	9971	9972
9977	9978	9979	9980	9981	9982
9987	9988	9989	9990	9991	9992


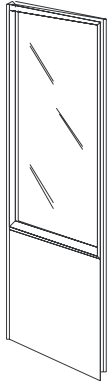
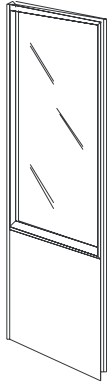


ABACUS OF IPK “TECNICA”	Annex 1/5 of European Technical Approval 06/0046: Abacus of IPK “Tecnika”
Drawing 5: Partially glazed units: types	

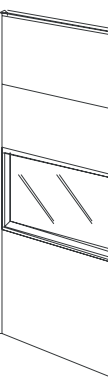
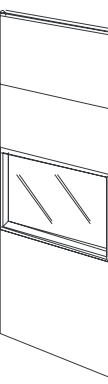
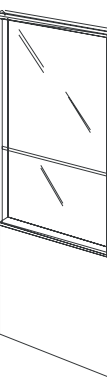
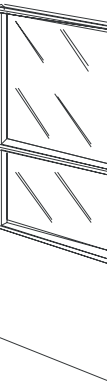
Annex 1 of European Technical Approval 06/0046: Abacus of IPK “Tecnika”

“Tecnika” in the “Full Height” version. Height: cm 291.3 (from 265 up to 291.3); cm 313.5 (from 291.4 up to 313.5); cm 313.5 (from 291.4 up to 313.5)						
2913__ 2101__ 1717__ 949__						
	Single glazed	Double Glazed	Single glazed	Double Glazed	Single glazed	Double Glazed
Width:	cm 100-120	cm 100-120	cm 100-120	cm 100-120	cm 120-160-200	cm 120-160-200
	8801	8802	8803	8804	8821	8822
	8811	8812	8813	8814	8832	8833
					8842	8843
2913__ 2101__ 1717__ 949__						
	Single glazed	Double Glazed	Single glazed	Double Glazed		
Width:	cm 120-160-200	cm 120-160-200	cm 120-160-200	cm 120-160-200		
	8823	8824	8825	8826		
	8834	8835	8836	8837		
	8844	8845	8846	8847		

ABACUS OF IPK “TECNIKA”	Annex 1/6 of European Technical Approval 06/0046: Abacus of IPK “Tecnika”
Drawing 6: Partially glazed units: types	

Annex 1 of European Technical Approval 06/0046: Abacus of IPK “Tecnika”

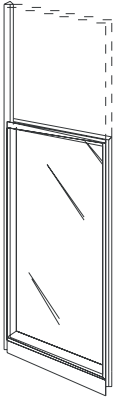
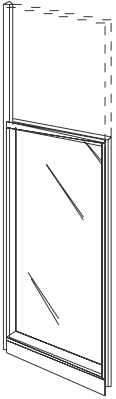
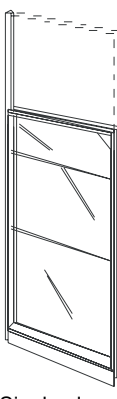
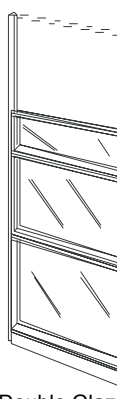
3135_						
2325_						
1717_						
949_						
Width:	cm 100-120	cm 100-120	cm 100-120	cm 100-120	cm 120-160-200	cm 120-160-200
	8851	8852	8853	8854	8870	8871
	8860	8861	8862	8863	8880	8881
					8890	8891

3135_						
2325_						
1717_						
949_						
Width:	cm 120-160-200	cm 120-160-200	cm 120-160-200	cm 120-160-200		
	8872	8873	8874	8875		
	8882	8883	8884	8885		
	8892	8893	8894	8895		

ABACUS OF IPK “TECNICA”	Annex 1/7 of European Technical Approval 06/0046: Abacus of IPK “Tecnika”
Drawing 7: Partially glazed units: types	

Annex 1 of European Technical Approval 06/0046: Abacus of IPK “Tecnika”

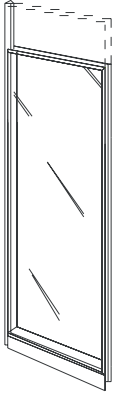
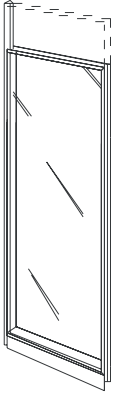
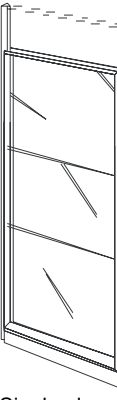
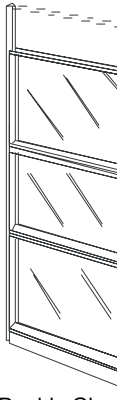
“Tecnika” in the version “With skirting” / “Without skirting”. Height: cm 210.1 (from 220 up to 299.9); cm 254.9 (from 266 up to 299.9); cm 290.1 (from 300 up to 377)

2101__ 1717__ 949__ 117__						
	Single glazed	Double Glazed	Single glazed	Double Glazed		

Width: cm 100-120 cm 100-120 cm 120-160-200 cm 120-160-200

“Tecnika” in the version “With skirting”:						
	9007	9009	9035	9036		
	9021	9023	9045	9046		
			9055	9056		

“Tecnika” in the version “Without skirting”:						
	9207	9209	9245	9246		
	9227	9229	9255	9256		
			9265	9266		

2549__ 1717__ 949__ 117__						
	Single glazed	Double Glazed	Single glazed	Double Glazed		

Width: cm 100-120 cm 100-120 cm 120-160-200 cm 120-160-200

“Tecnika” in the version “With skirting”:						
	9111	9113	9149	9150		
	9131	9133	9159	9160		
			9169	9170		

“Tecnika” in the version “Without skirting”:						
	9311	9313	9349	9350		
	9331	9333	9359	9360		
			9369	9370		

ABACUS OF IPK “TECNIKA”	Annex 1/8 of European Technical Approval 06/0046: Abacus of IPK “Tecnika”
Drawing 8: Totally glazed units: types	

Annex 1 of European Technical Approval 06/0046: Abacus of IPK “Tecnika”

2901__						
1717__						
949__						
117__						
	Single glazed	Double Glazed	Single glazed	Double Glazed		

Width: cm 100-120 cm 100-120 cm 120-160-200 cm 120-160-200

“Tecnika” in the version “With skirting”:

	9906	9907	9923	9924		
	9913	9914	9933	9934		
			9943	9944		

“Tecnika” in the version “Without skirting”:

	9956	9957	9973	9974		
	9963	9964	9983	9984		
			9993	9994		

“Tecnika” in the “Full Height” version. Height: cm 291.3 (from 265 up to 291.3); cm 313.5 (from 291.4 up to 313.5); cm 313.5 (from 291.4 up to 313.5)

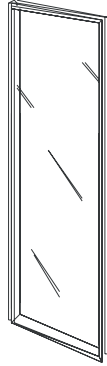
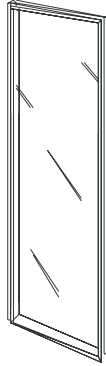
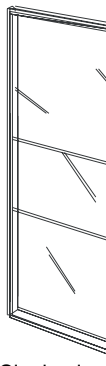
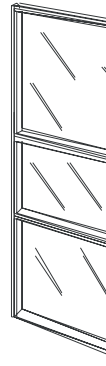
2913__						
1717__						
949__						
	Single glazed	Double Glazed	Single glazed	Double Glazed		

Width: cm 100-120 cm 100-120 cm 120-160-200 cm 120-160-200

	8806	8807	8827	8828		
	8816	8817	8838	8839		
			8848	8849		

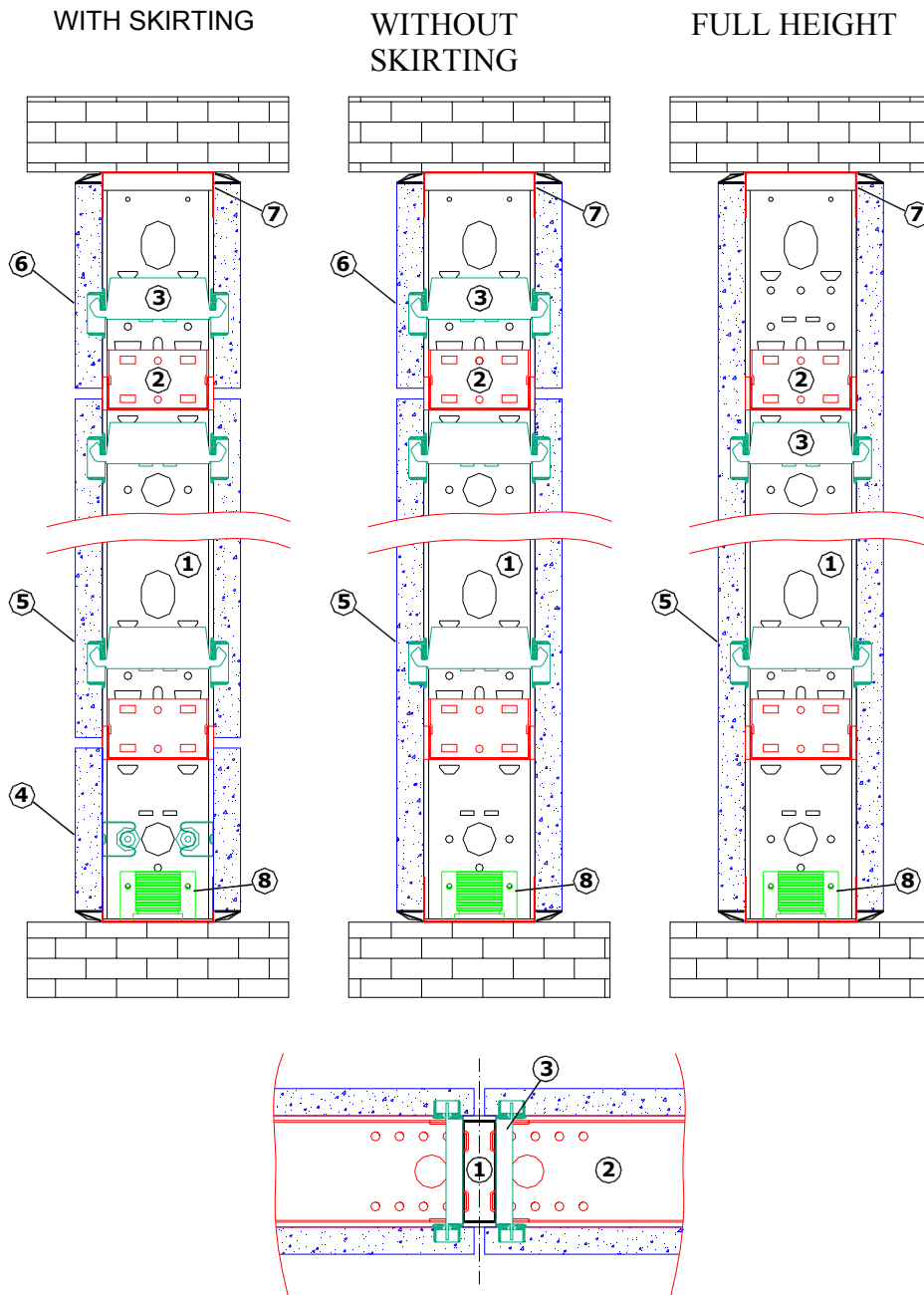
ABACUS OF IPK “TECNIKA”	Annex 1/9 of European Technical Approval 06/0046: Abacus of IPK “Tecnika”
Drawing 9: Totally glazed units: types	

Annex 1 of European Technical Approval 06/0046: Abacus of IPK “Tecnika”

<p>3135_</p> <p>1717_</p> <p>949_</p>	 <p>Single glazed</p>	 <p>Double Glazed</p>	 <p>Single glazed</p>	 <p>Double Glazed</p>		
Width	cm 100-120	cm 100-120	cm 120-160-200	cm 120-160-200		
	8856	8857	8876	8877		
	8865	8866	8886	8887		
			8896	8897		

<p>ABACUS OF IPK “TECNICA”</p>	<p>Annex 1/10 of European Technical Approval 06/0046: Abacus of IPK “Tecnika”</p>
<p>Drawing 10: Totally glazed units: types</p>	

Annex 2 of European Technical Approval 06/0046: Examples and details of IPK of IPK “Tecnika”

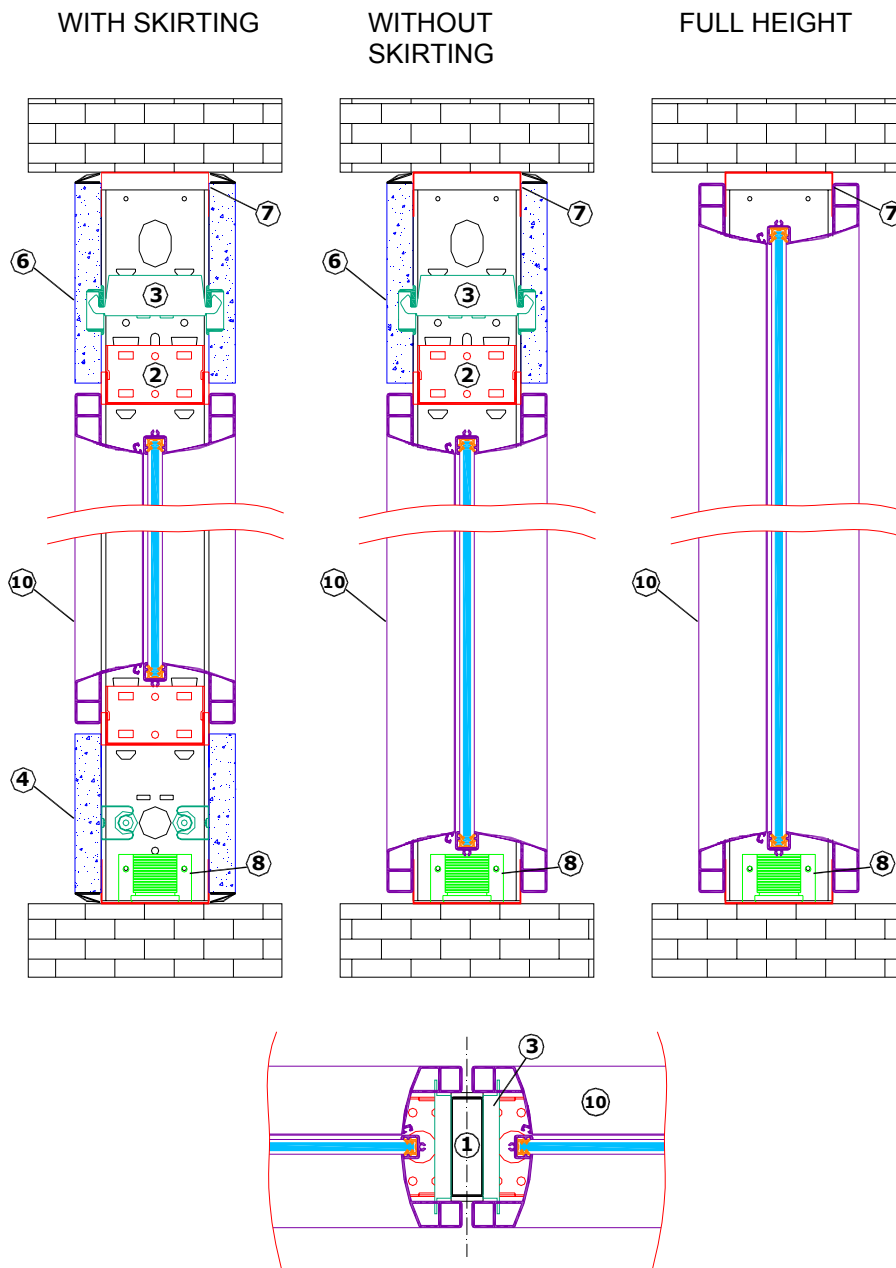


Captions :

- | | |
|---|-------------------------------------|
| 1 Vertical structural member | 5 Wood-based panel for opaque units |
| 2 Horizontal structural member | 6 Upper horizontal infill unit |
| 3 Hook for opaque and glazed units fixing | 7 Ceiling and floor track |
| 4 Wood-based panel for skirting | 8 Leveller with adjustable feet |

<p>IPK “TECNICA”: OPAQUE UNITS</p> <p>Drawing 11: Vertical and horizontal (at vertical structural member) sections of the different versions “With Skirting”, “Without Skirting” and “Full Height”</p>	<p>Annex 2</p> <p>of European Technical Approval</p> <p>06/0046:</p> <p>Examples and details of IPK “Tecnika”</p>
---	---

Annex 3 of European Technical Approval 06/0046: Examples and details of IPK of IPK “Tecnika”

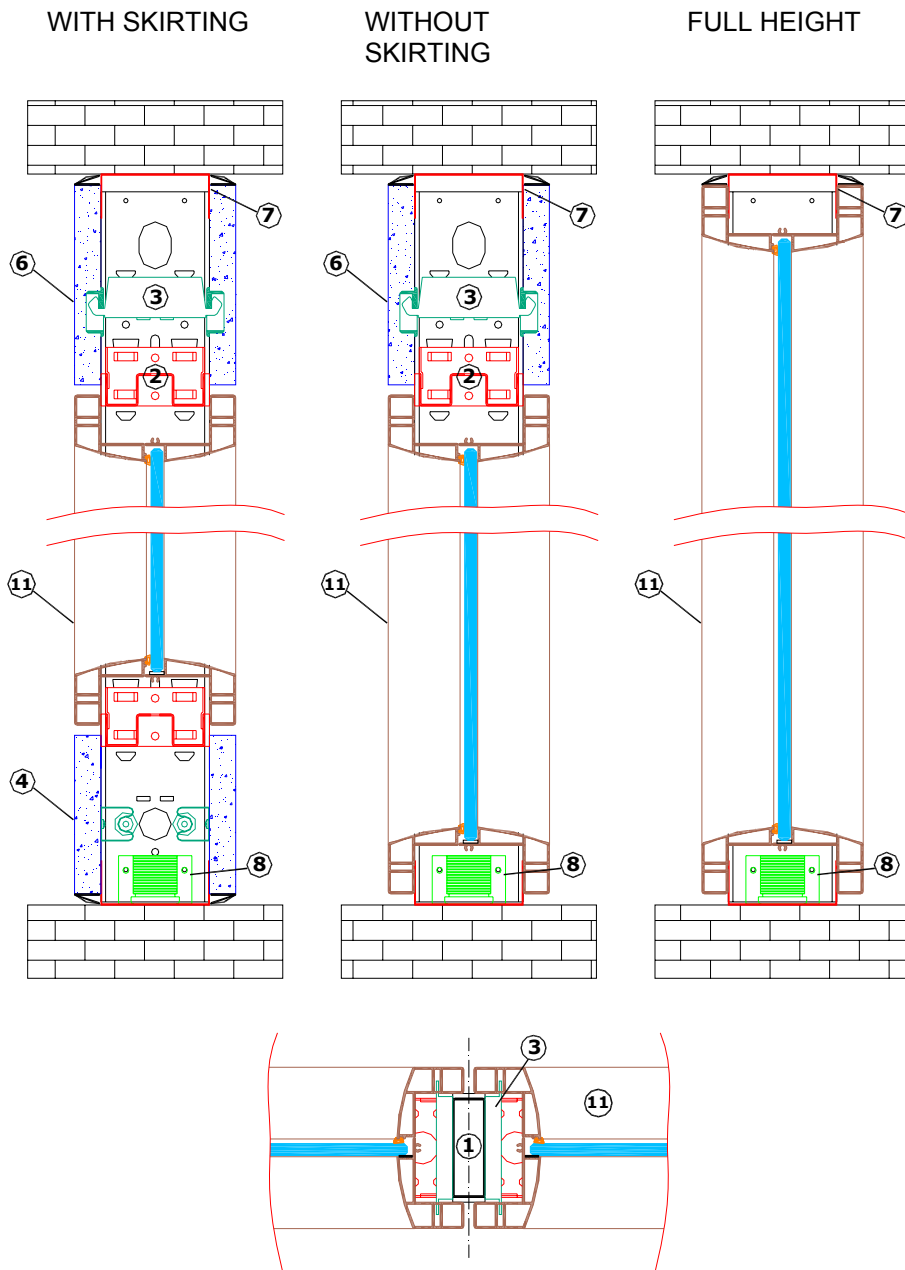


Captions :

- 1 Vertical structural member
- 2 Horizontal structural member
- 3 Hook for opaque and glazed units fixing
- 4 Wood-based panel for skirting
- 6 Upper horizontal infill unit
- 7 Ceiling and floor track
- 8 Leveller with adjustable feet
- 10 Aluminium frame for single-glazed units for vertical layout

<p>IPK “TECNICA”: SINGLE-GLAZED UNITS FOR VERTICAL LAYOUT</p>	<p>Annex 3 of European Technical Approval 06/0046: Examples and details of IPK “Tecnika”</p>
<p>Drawing 12: Vertical and horizontal (at vertical structural member) sections of the different versions “With Skirting”, “Without Skirting” and “Full Height”</p>	

Annex 4 of European Technical Approval 06/0046: Examples and details of IPK of IPK “Tecnika”

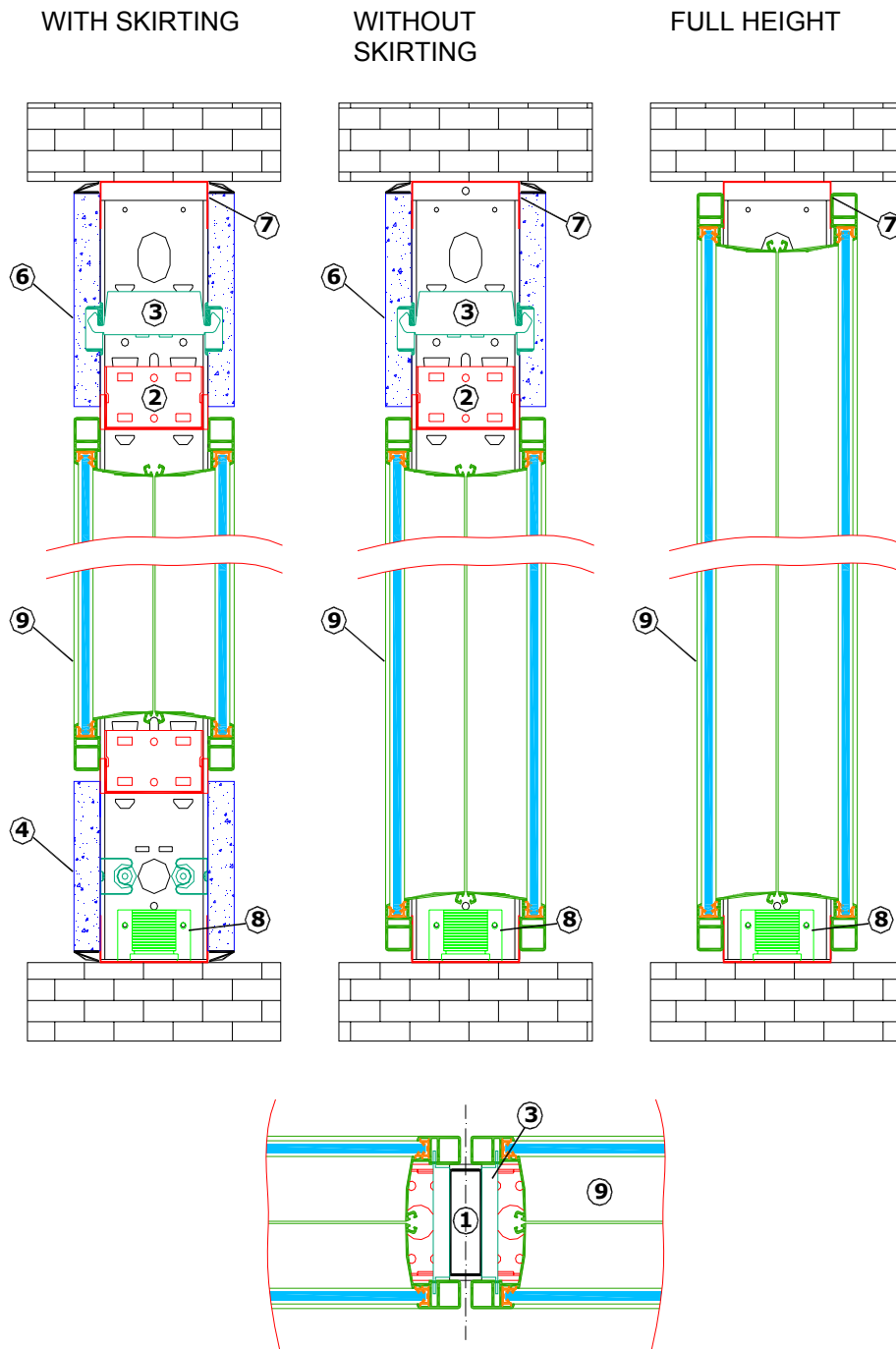


Captions :

- 1 Vertical structural member
- 2 Horizontal structural member
- 3 Hook for opaque and glazed units fixing
- 4 Wood-based panel for skirting
- 6 Upper horizontal infill unit
- 7 Ceiling and floor track
- 8 Leveller with adjustable feet
- 11 Aluminium frame for single-glazed units for horizontal layout

<p>IPK “TECNICA”: SINGLE-GLAZED UNITS FOR HORIZONTAL LAYOUT</p>	<p>Annex 4 of European Technical Approval 06/0046: Examples and details of IPK “Tecnika”</p>
<p>Drawing 13: Vertical and horizontal (at vertical structural member) sections of the different versions “With Skirting”, “Without Skirting” and “Full Height”</p>	

Annex 5 of European Technical Approval 06/0046: Examples and details of IPK of IPK “Tecnika”

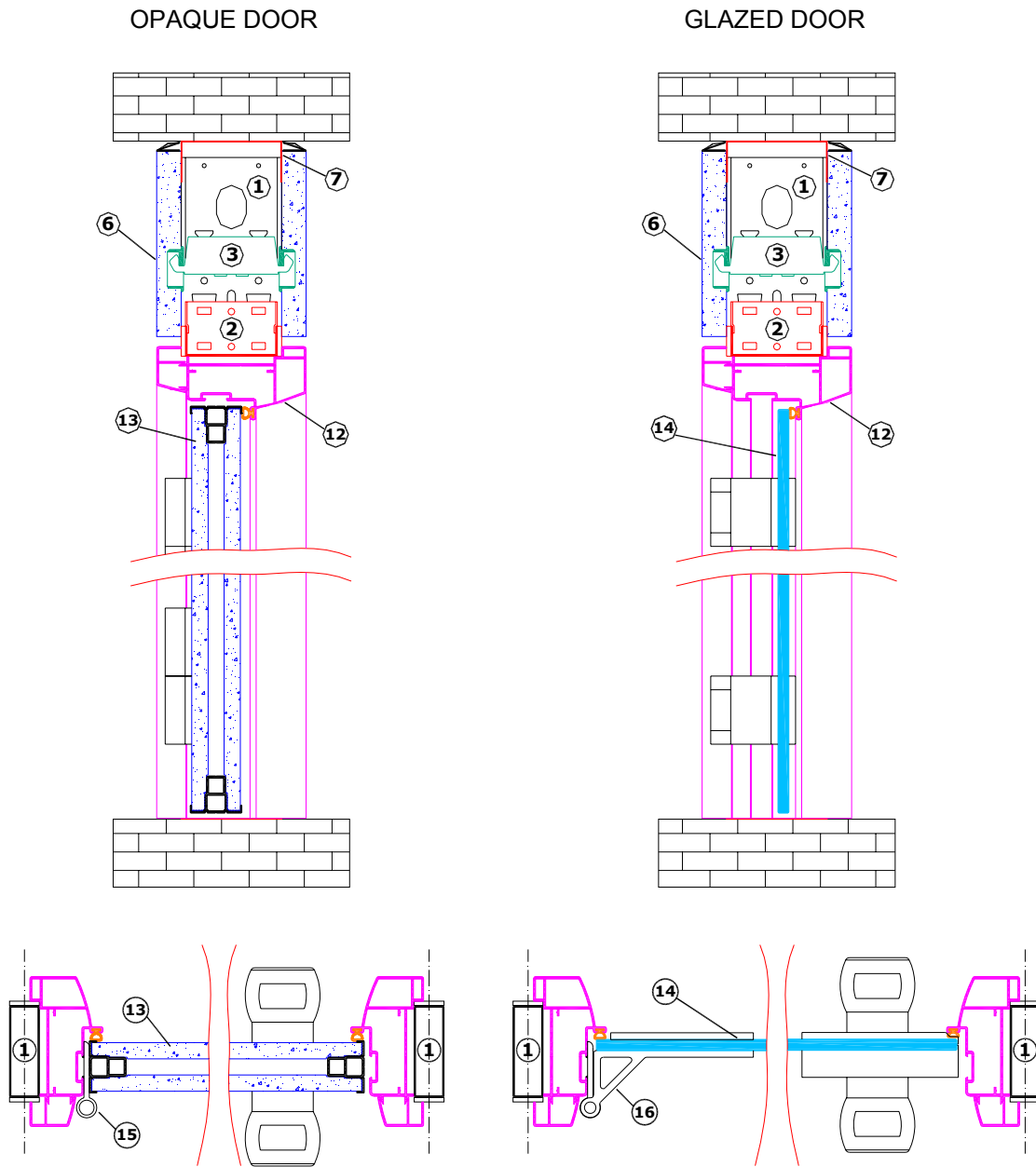


Captions :

- | | |
|---|---|
| 1 Vertical structural member | 6 Upper horizontal infill unit |
| 2 Horizontal structural member | 7 Ceiling and floor track |
| 3 Hook for opaque and glazed units fixing | 8 Leveller with adjustable feet |
| 4 Wood-based panel for skirting | 9 Aluminium frame for double-glazed units |

<p>IPK “TECNIKA”: DOUBLE-GLAZED UNITS</p> <p>Drawing 14: Vertical and horizontal (at vertical structural member) sections of the different versions “With Skirting”, “Without Skirting” and “Full Height”</p>	<p>Annex 5</p> <p>of European Technical Approval</p> <p>06/0046:</p> <p>Examples and details of IPK “Tecnika”</p>
--	---

Annex 6 of European Technical Approval 06/0046: Examples and details of IPK of IPK “Tecnika”

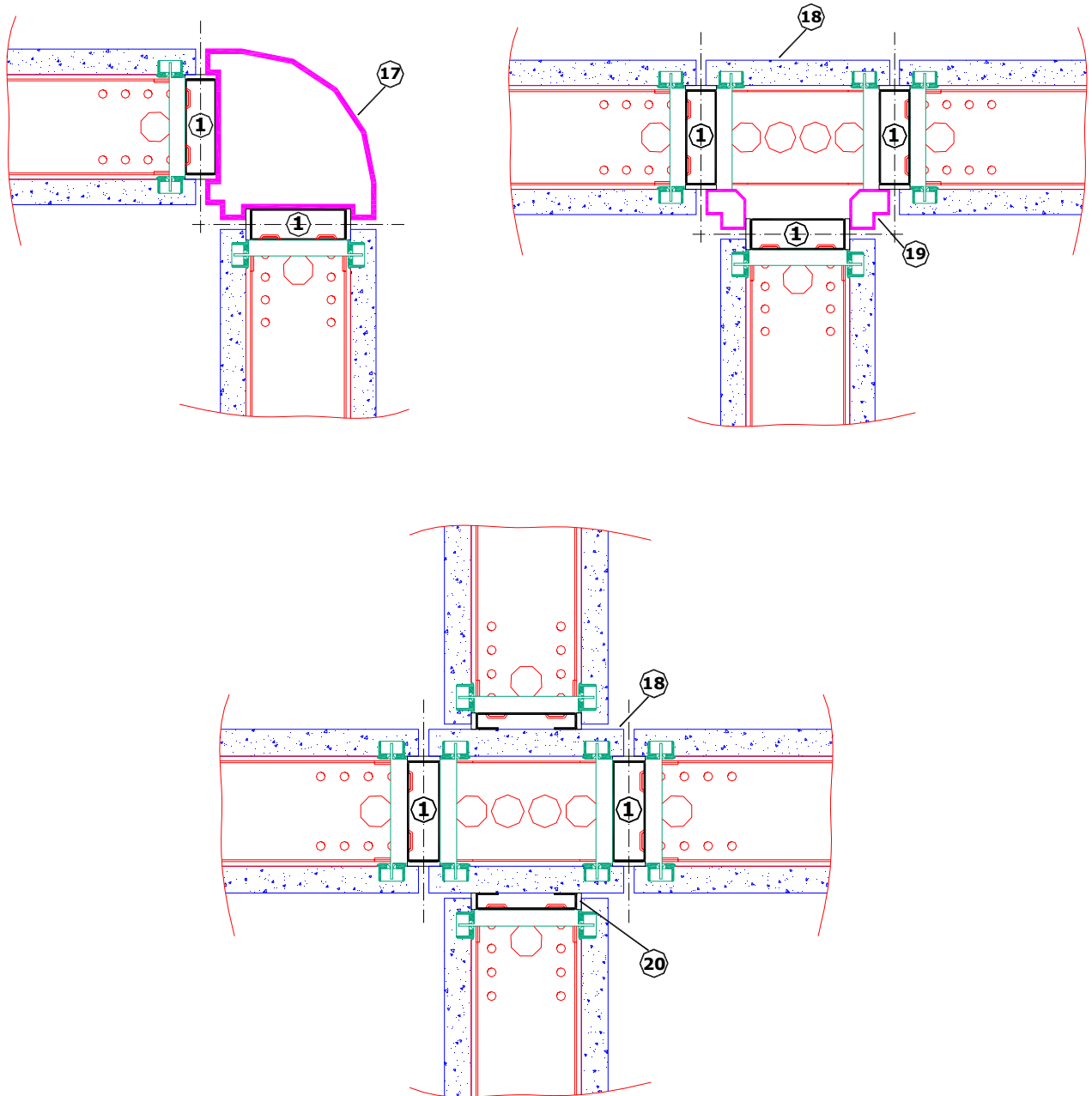


Captions :

- | | |
|---|--------------------------|
| 1 Vertical structural member | 12 Door stud |
| 2 Horizontal structural member | 13 Opaque door leaf |
| 3 Hook for opaque and glazed units fixing | 14 Glazed door leaf |
| 6 Upper horizontal infill unit | 15 Hinge for opaque door |
| 7 Ceiling and floor track | 16 Hinge for glazed door |

<p>IPK “TECNICA”: OPAQUE AND GLAZED DOORS</p> <p>Drawing 15: Vertical and horizontal sections of the two different door-set units with opaque door and with glazed door</p>	<p>Annex 6 of European Technical Approval 06/0046: Examples and details of IPK “Tecnika”</p>
--	---

Annex 7 of European Technical Approval 06/0046: Examples and details of IPK of IPK “Tecnika”

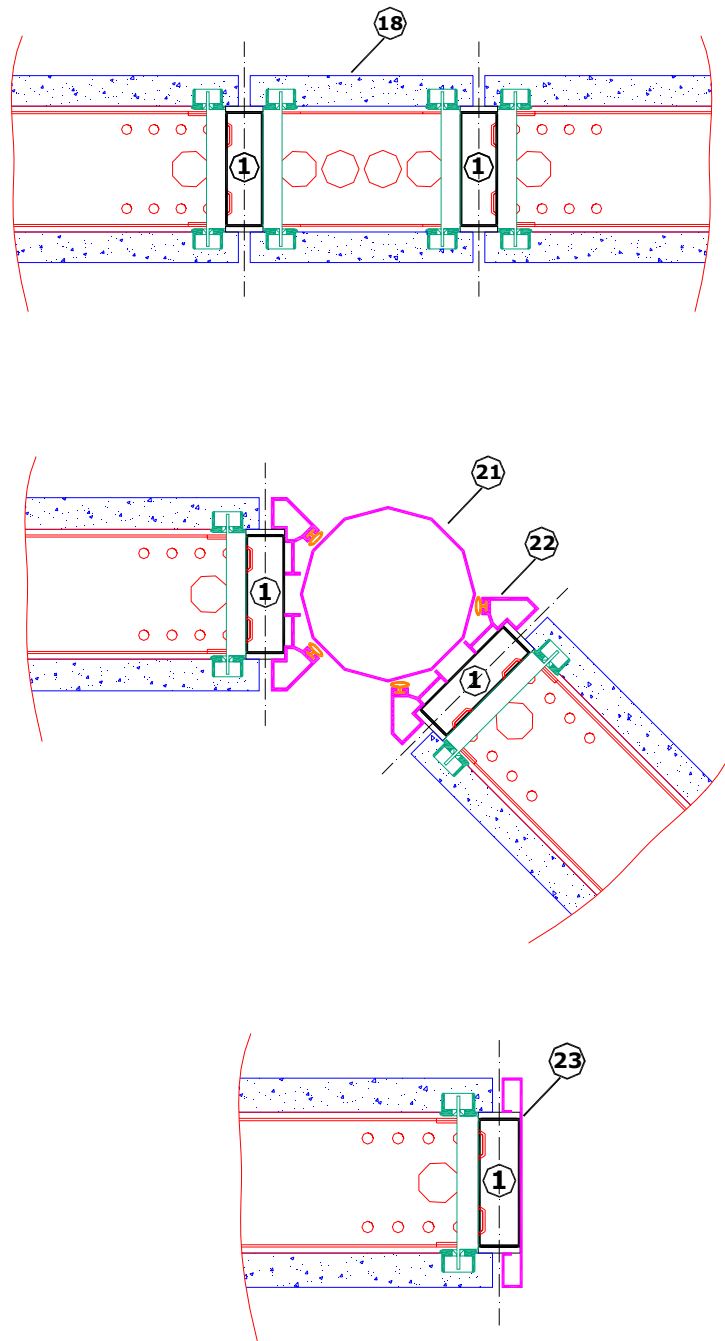


Captions :

- 1 Vertical structural member
- 17 Profile for 90° corner junction
- 18 Wood-based panel for power module
- 19 Profile for inner 90° corner junction
- 20 Semi-post

<p>IPK “TECNIKA”: JUNCTIONS</p>	<p>Annex 7</p>
<p>Drawing 16: 90° corner junction and 3 way and 4 way junctions, horizontal sections</p>	<p>of European Technical Approval</p> <p>06/0046:</p> <p>Examples and details of IPK “Tecnika”</p>

Annex 8 of European Technical Approval 06/0046: Examples and details of IPK of IPK “Tecnika”



Captions :

- 1 Vertical structural member
- 18 Wood-based panel for power module
- 21 Round profile for adjustable corner junction
- 22 Profile for adjustable corner junction
- 23 Partition ending profile

<p>IPK “TECNICA”: JUNCTIONS</p>	<p>Annex 8 of European Technical Approval 06/0046: Examples and details of IPK “Tecnika”</p>
<p>Drawing 17: Power module, adjustable corner junction and partition ending profile , horizontal sections</p>	